

Discover iRebal?

The screenshot displays the iRebal dashboard with the following sections:

- CLIENTS:**
 - UNASSIGNED ACCOUNTS: 2 / \$32,350
 - PORTFOLIOS WITH PENDING REBALANCE RESULTS: 1
 - 30 DAY TAX HARVEST EXPIRATION (LAST 7 DAYS): 0
- BLOTTER SUMMARY:**
 - ACTIVE TRADES: 25
 - REQUIRES ATTENTION: 1
 - PENDING: 17
 - FILLED: 0
- CASH REPORT:**
 - ACCOUNTS: 154
 - SHORTFALL: 21
 - EXCESS: 16
 - IN RANGE: 114
- REBALANCES:**

Name	Type	Total	With Orders	Approved
Bill Bucks IRA - Full Reb - 05/12/2023	Full rebalance	1	1	0
Multiple - Adj Securities - 01/06/2023	Adjust securities	23	11	11
Multiple - Cash to Target - 05/12/2023	Generate / invest cash	14	10	10
Full Reb - 05/19/2022	Full rebalance	17	9	9
Multiple - Invest Cash - 05/12/2023	Invest cash only	8	5	0
Weekly Tax Loss Harvest Check	Harvest tax losses	23	1	1
Quarterly Full Rebalance	Full rebalance	15	8	0
Gon cash only	Full rebalance	2	2	2
Model Update - Full Reb - 05/12/2023	Full rebalance	7	7	0
- ALLOCATION REPORT:**
 - PORTFOLIOS: 154
 - OUT OF TOLERANCE: 71
 - IN TOLERANCE: 80
- TOP MODELS:**

Model Name	Portfolios	AUM
60-40 Blend	2	\$59,983.29
Growth & Income	2	\$33,382.47
Conservative	4	\$15,470.95
50-50 Blend	3	\$10,645.7
Moderate	2	\$9,785.76
Other	4	\$7,260.17
- MODEL MARKET CENTER:**
 - NOTIFICATIONS: 0 Unread model changes
 - SUBSCRIBED MODELS: 19
 - AUM: \$9,840,741
 - MONTHLY BILLING SUMMARY: Most Recent, Previous Months (dropdown)



Benefits of iRebal

**Reduce
operational
costs**

**Better
manage risk**

**Grow your
business**

**Provide
more
consistency**



**Respond
dynamically
to changing
markets**





Key features

**Robust
order
management**


**Strategic
trading
workflows**

**Cash and
Allocation
Reports**

**Tax loss
harvesting**



**Live
information**





How advisors use iRebal

Opportunities

Real-time balances and positions

Program client customizations

Alerts trigger action

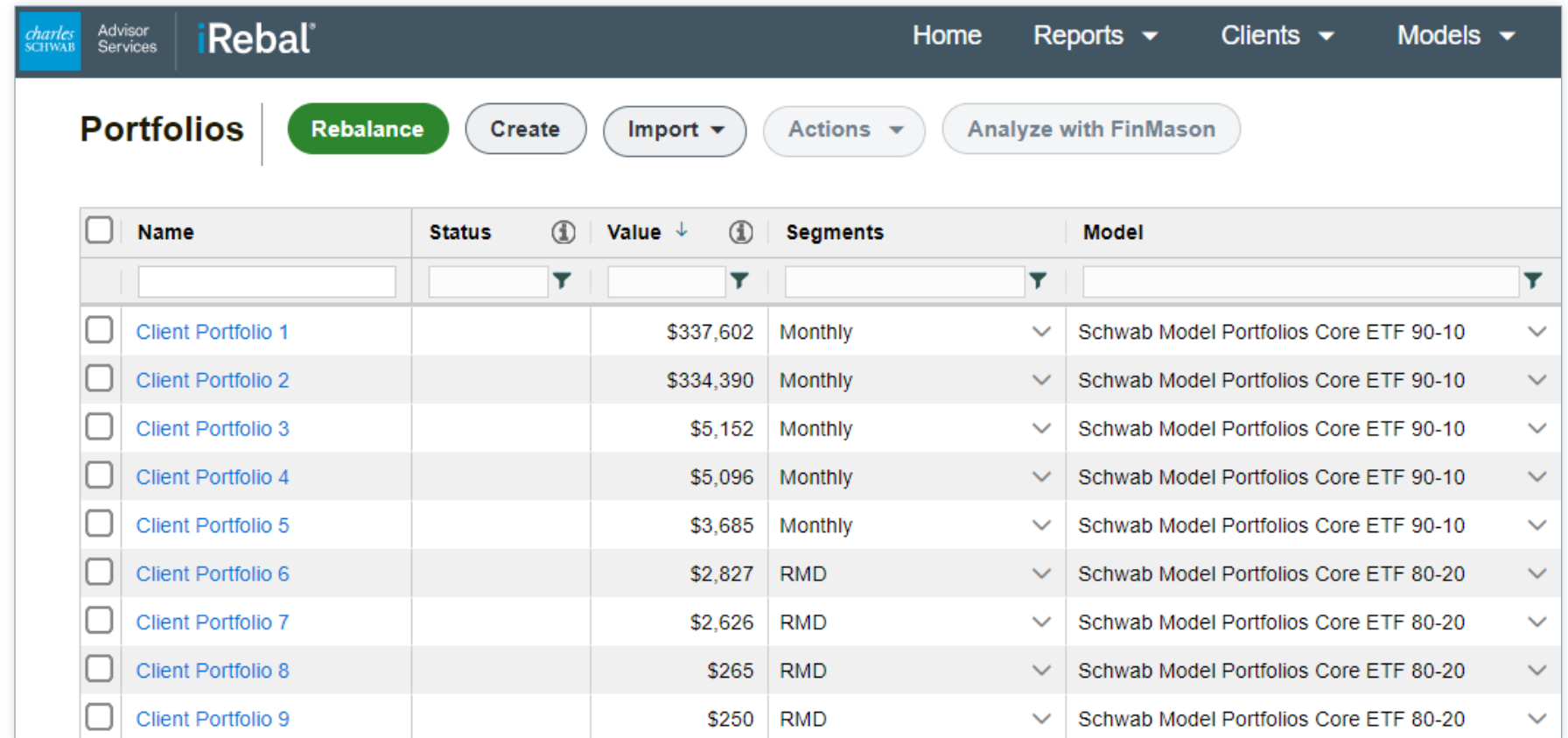
Tax-considerate, account-level, or household-level rebalancing

Schedule recurring rebalances and account cash management



Tailor client preferences facilitating scalable solutions

- Manage client allocation assignment
- Group client portfolios by workflow
- Rebalance at scale or by segment



The screenshot displays the Charles Schwab iRebal Advisor Services interface. The top navigation bar includes the Charles Schwab logo, "Advisor Services", and the "iRebal" title. On the right, there are menu items for "Home", "Reports", "Clients", and "Models". Below the navigation bar, the "Portfolios" section is active, featuring a "Rebalance" button in green, and buttons for "Create", "Import", "Actions", and "Analyze with FinMason".

<input type="checkbox"/>	Name	Status	Value ↓	Segments	Model
<input type="checkbox"/>	Client Portfolio 1		\$337,602	Monthly	Schwab Model Portfolios Core ETF 90-10
<input type="checkbox"/>	Client Portfolio 2		\$334,390	Monthly	Schwab Model Portfolios Core ETF 90-10
<input type="checkbox"/>	Client Portfolio 3		\$5,152	Monthly	Schwab Model Portfolios Core ETF 90-10
<input type="checkbox"/>	Client Portfolio 4		\$5,096	Monthly	Schwab Model Portfolios Core ETF 90-10
<input type="checkbox"/>	Client Portfolio 5		\$3,685	Monthly	Schwab Model Portfolios Core ETF 90-10
<input type="checkbox"/>	Client Portfolio 6		\$2,827	RMD	Schwab Model Portfolios Core ETF 80-20
<input type="checkbox"/>	Client Portfolio 7		\$2,626	RMD	Schwab Model Portfolios Core ETF 80-20
<input type="checkbox"/>	Client Portfolio 8		\$265	RMD	Schwab Model Portfolios Core ETF 80-20
<input type="checkbox"/>	Client Portfolio 9		\$250	RMD	Schwab Model Portfolios Core ETF 80-20

Construct foundational core models for efficient implementation and upkeep

- Target Equities, ETFs, and Mutual Funds
- Customize rebalance bands
- Deploy in kind or leverage as component models

The screenshot displays the 'Rebal' tool interface for editing a security model. The top navigation bar includes 'Home', 'Reports', 'Clients', and 'Models'. The main header shows 'Edit a Security Model' with 'Rebalance', 'Save', and 'Close' buttons. Below this is a 'Model History' section. The 'Security Allocations' section shows 5 securities with a search bar and 'Add' and 'Advanced Filter' buttons. A table lists the securities with columns for Symbol, Description, Type, Sector, and Target %.

Symbol	Description	Type	Sector	Target %
SCHA	Schwab ETFs	EQUITY	SmBlend	20.0
SCHD	SCHWAB US DIVIDEND E...	EQUITY	LgValue	20.0
SCHE	Schwab ETFs	EQUITY	DivEmergMkts	20.0
SCHF	Schwab ETFs	EQUITY	FgnLgBlend	20.0
SCHX	Schwab ETFs	EQUITY	LgBlend	20.0

Total Security Allocations: 100.0%

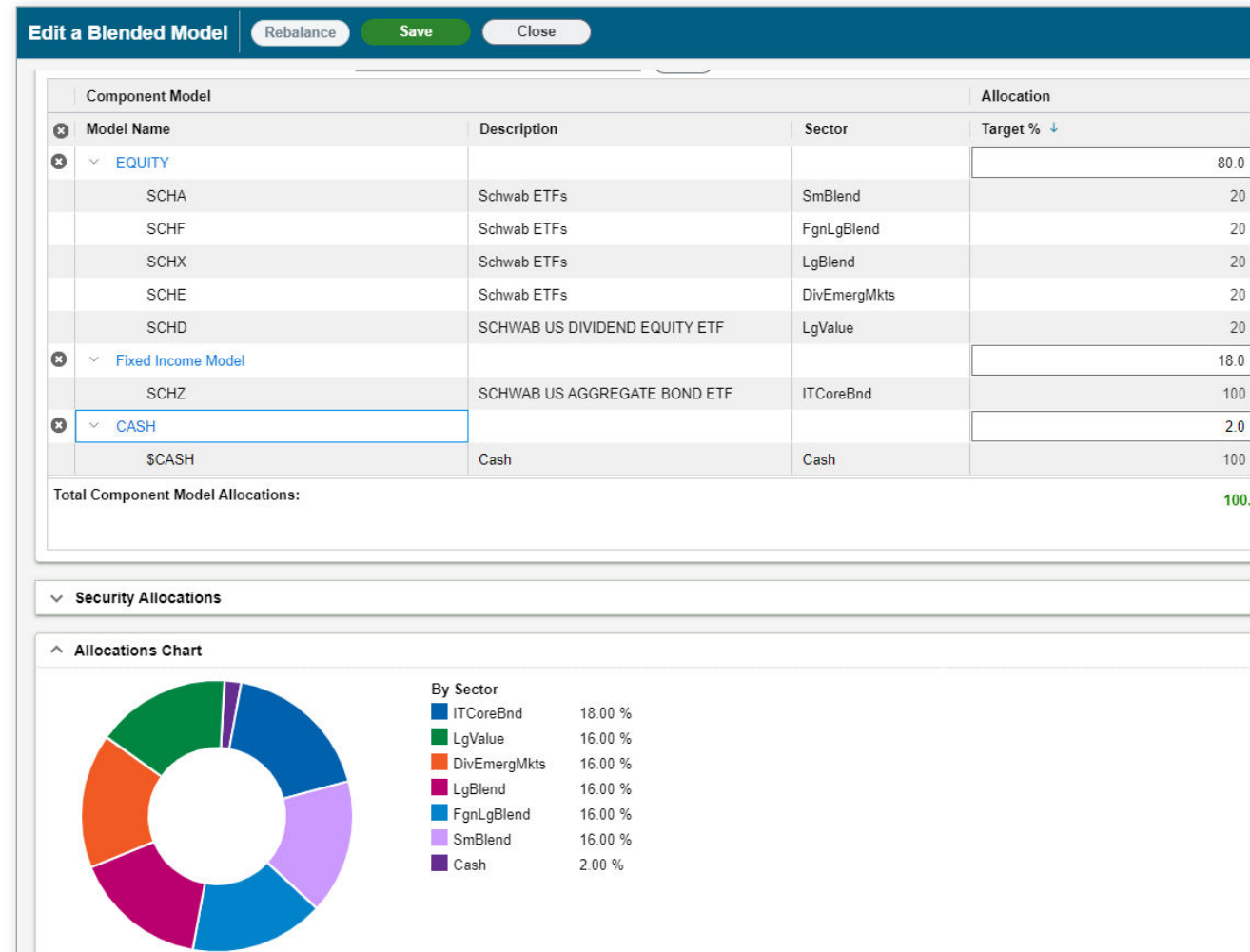
Get FinMason FinScore: 96

The 'Allocations Chart' section features a donut chart and a legend titled 'By Sector' showing five categories, each with a 20.0% allocation:

- SmBlend: 20.0 %
- FgnLgBlend: 20.0 %
- LgBlend: 20.0 %
- DivEmergMkts: 20.0 %
- LgValue: 20.0 %

Deliver core investment philosophies across the risk spectrum

- Blend security models by asset class or sleeve
- Manage models at the component level
- Push allocation changes across all blends with sleeve exposure



Rebalancing: A 10,000-foot view

Aggregate Orders

[Back](#)
[Export](#)

Rebalance Name: Multiple - Full Reb - 08/04/2023 Rebalance ID: 15233621 Rebalance type: Full rebalance

Orders shown are those that are approved or pending. Refused or ignored orders are not displayed.

<input type="checkbox"/>	Symbol ↓	Description	Type	CustCat	# Ports	# Accts	Trans Type	Total Order Amount ⓘ	Total Order Shares ⓘ
<input type="checkbox"/>	SMH	VanEck Semiconductor ETF	Equity	Tech	18	18	Sell	\$1,407,591	9,138.0000
<input type="checkbox"/>	SHY	ISHARES 1-3 YEAR TREA...	Equity	ShortGov	32	32	Sell	\$3,671,877	45,300.0000
<input type="checkbox"/>	SHV	ISHARES SHORT TREASU...	Equity	UltraShBnd	60	60	Sell	\$9,021,805	81,963.0000
<input type="checkbox"/>	SDY	SPDR S&P DIVIDEND ETF	Equity	MidCapVal	1	1	Sell	\$21,727	173.0000
<input type="checkbox"/>	SCOXX	SCHWAB TREASURY OBL...	Mutual Fund	MM Taxable	2	2	Sell	\$2,279,655	2,279,655.3400
<input type="checkbox"/>	SCHX	Schwab ETFs	Equity	LgBlend	308	308	Buy	\$526,167,886	9,876,620.9326
<input type="checkbox"/>	SCHD	SCHWAB US DIVIDEND E...	Equity	LgValue	4	4	Sell	\$188,615	2,528.0000
<input type="checkbox"/>	RYU	INVSC SP 500 EQUAL WEI...	Equity	Utilities	13	13	Sell	\$400,703	7,245.0000
<input type="checkbox"/>	RYT	INVSC SP 500 EQUAL WEI...	Equity	Tech	6	6	Sell	\$42,679	1,461.0000
<input type="checkbox"/>	DDV	ET DISINC DIVIDEND SCH	Equity	LgValue	4	4	Sell	\$274,750	5,582.0000

216 of 230 orders displayed

		Account Order Details							Portfolio Details						
Acct #	Portfolio ↑	Tax ⓘ	Trans Type	Order Amount \$	Estimated... ⓘ	ST G/L \$	LT G/L \$	Total G/L \$	Current Cas...	After Adj Ca...	Current Pos...	After Adj Po...	Adj Position...	Adj Position...	
1234-XXXX	NANCY NICKEL 1234-XXXX	D	Buy	\$652,180	12,242.9065	--	--	--	5.1%	0%	0%	100.0%	\$652,180	12,242.9065	
2345-XXXX	BILL BUCKS 2345-XXXX	D	Buy	\$1,098,343	20,618.4141	--	--	--	1.5%	0%	0%	100.0%	\$1,098,343	20,618.4141	
3456-XXXX	DORA DOLLAR 3456-XXXX	D	Buy	\$358,287	6,725.8722	--	--	--	1.0%	0%	0%	100.0%	\$358,287	6,725.8722	
4567-XXXX	BILLY BONDS 4567-XXXX	D	Buy	\$104,253	1,957.0670	--	--	--	25.0%	0%	0%	100.0%	\$104,253	1,957.0670	

Rebalancing: Magnify client outcomes

Account		Accounts with cash in range: 0 of 1				Adjustments ⓘ	Accounts with cash in range: 1 of 1			
Acct# ↑	Market Value	Total	Available	Unavailable		Cash Adjustments	Total	Available	Unavailable	
1234-XXXX	\$359,154.10	3,505.84	3,505.84	0	▲	(\$3,505.84)	0.00	0.00	0	✓
Portfolio Total		3,505.84	3,505.84	0		(\$3,505.84)	0.00	0.00	0	

Reset columns

Orders ⓘ

Show | Hide positions with no orders

Buy an unheld security

User-edited order

Undo user edits

Clear all orders

W = Wash sale warning

		Current position						Orders ⓘ				Adjusted position (est)				
Acct#	T.. ⓘ	Symbol ↑	Mkt Val \$	Shares	Cost \$	Unr G/L \$ ⓘ	G/L %	Trans Type	Amt	Shares	Amt Type	Mkt Val \$	Shares	Real G/L \$	Penalty	W ⓘ
1234-XXXX	D		\$0	0	\$0	0	0	BUY	\$21,549.25	1,886.9743	D	\$21,549.25	1,886.9743	0	\$0	
1234-XXXX	D		\$0	0	\$0	0	0	BUY	\$21,549.25	2,599.4265	D	\$21,549.25	2,599.4265	0	\$0	
1234-XXXX	D		\$0	0	\$0	0	0	BUY	\$150,844.72	6,674.5452	D	\$150,844.72	6,674.5452	0	\$0	
1234-XXXX	D		\$0	0	\$0	0	0	BUY	\$14,366.16	390.2788	D	\$14,366.16	390.2788	0	\$0	
> 1234-XXXX	D		\$55,902.84	122.0000	\$55,902.84	0	0	SELL ALL	(\$55,902.84)	(122.0000)	S	\$0	0	0	\$0	
> 1234-XXXX	D		\$125,039.60	125,039.6000	\$125,039.60	0	0	SELL ALL	(\$125,039.60)	(125,039.6000)	S	\$0	0	0	\$0	
> 1234-XXXX	D		\$150,834.22	2,996.0000	\$150,818.64	0	0	SELL ALL	(\$150,834.22)	(2,996.0000)	S	\$0	0	0	\$0	
1234-XXXX	D		\$0	0	\$0	0	0	BUY	\$7,183.08	152.7340	D	\$7,183.08	152.7340	0	\$0	
> 1234-XXXX	D		\$23,871.60	57.0000	\$23,871.60	0	0	SELL ALL	(\$23,871.60)	(57.0000)	S	\$0	0	0	\$0	
1234-XXXX	D		\$0	0	\$0	0	0	BUY	\$7,183.08	64.6251	D	\$7,183.08	64.6251	0	\$0	

Robust order management and execution

charles SCHWAB Advisor Services **iRebal** Home Reports Clients Models Rebalancing Order Blotter Help

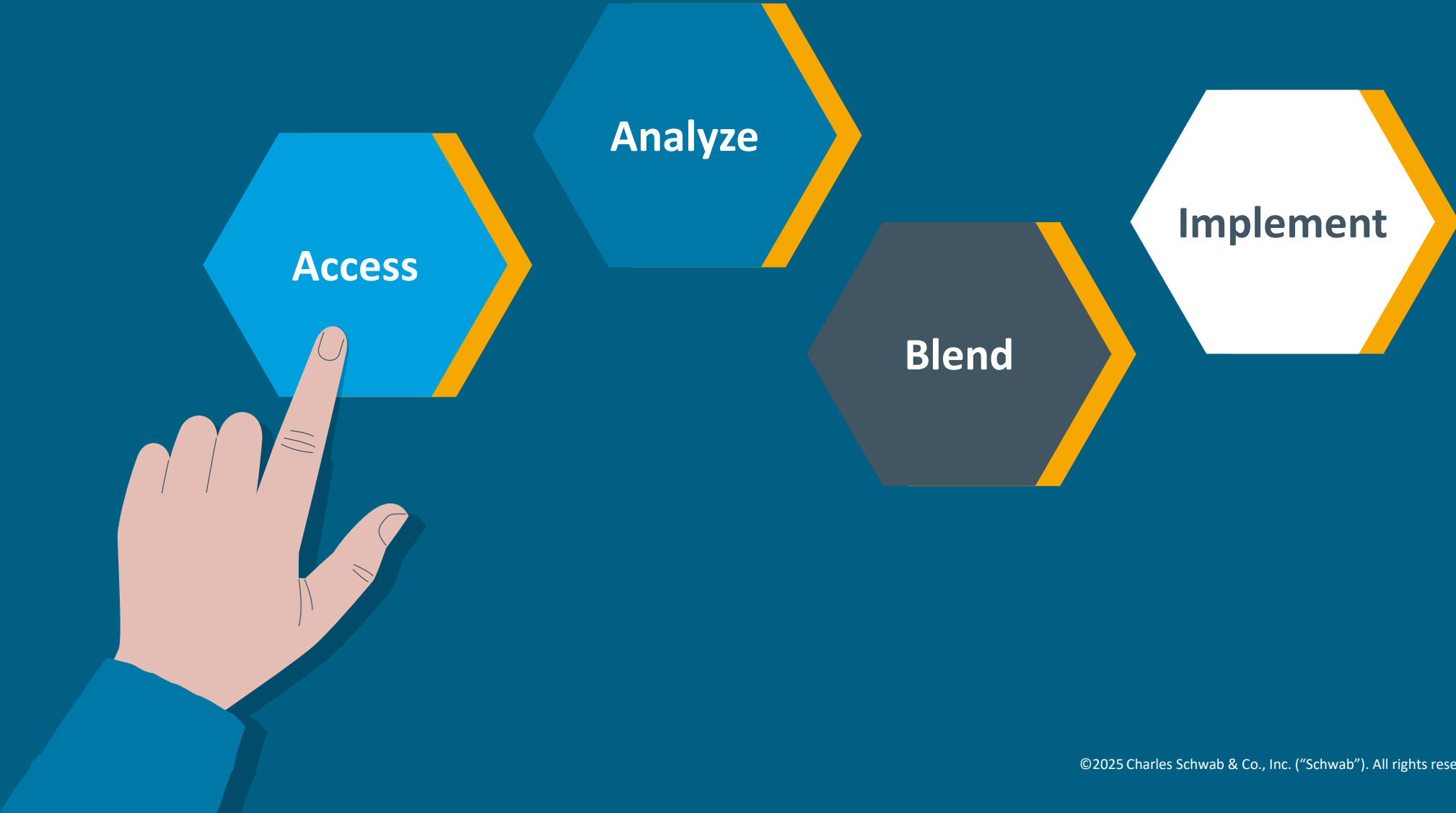
Order Blotter Create blocks Actions Import orders

Active Closed Active Orders as of: 08/04/2023 10:51 AM ET. To update Order Statuses: Refresh blotter

Saved filters: -No saved filter applied- Set as default Delete Manage filters

				Trade Details						Trade Instructions			
<input type="checkbox"/>	Account	Account Name	Symbol	Order Status ⓘ	Trade Message	Order ID	Trans Type	Am... ⓘ	Shr Qty ⓘ	Order Amt	Order Type	Price ⓘ	Expirat...
<input type="checkbox"/>	1234-XXXX	NANCY NICKEL		Approved >			Buy	Shares	13,982.0000	\$315,313	Limit	Midpoint† \$22.54	Day
<input type="checkbox"/>	1234-XXXX	NANCY NICKEL		Approved >			Buy	Shares	323.0000	\$15,015	Limit	Midpoint† \$46.45	Day
<input type="checkbox"/>	1234-XXXX	NANCY NICKEL		Approved >			Buy	Dollars	n/a	\$15,015	n/a	n/a	n/a
<input type="checkbox"/>	1234-XXXX	NANCY NICKEL		Approved >			Buy	Dollars	n/a	\$45,045	n/a	n/a	n/a
<input type="checkbox"/>	1234-XXXX	NANCY NICKEL		Approved >			Buy	Shares	6,800.0000	\$285,283	Limit	Midpoint† \$41.94	Day
<input type="checkbox"/>	1234-XXXX	NANCY NICKEL		Approved >			Buy	Shares	816.0000	\$30,030	Limit	Midpoint† \$36.75	Day
<input type="checkbox"/>	1234-XXXX	NANCY NICKEL		Approved >			Buy	Dollars	n/a	\$45,045	n/a	n/a	n/a
<input type="checkbox"/>	1234-XXXX	NANCY NICKEL		Approved >			Sell All *	Shares	160.0000	\$5,754	Limit	Midpoint† \$35.52	Day
<input type="checkbox"/>	1234-XXXX	NANCY NICKEL		Approved >			Sell All *	Shares	119.0000	\$54,240	Limit	Midpoint† \$450.80	Day
<input type="checkbox"/>	1234-XXXX	NANCY NICKEL		Approved >			Sell All *	Shares	1,027.0000	\$93,888	Market	M	Day
<input type="checkbox"/>	1234-XXXX	NANCY NICKEL		Approved >			Sell All *	Shares	313.0000	\$10,587	Market	M	Day
<input type="checkbox"/>	1234-XXXX	NANCY NICKEL		Approved >			Sell All *	Shares	286.0000	\$39,942	Market	M	Day
<input type="checkbox"/>	1234-XXXX	NANCY NICKEL		Approved >			Sell All *	Shares	178.0000	\$5,377	Market	M	Day
<input type="checkbox"/>	1234-XXXX	NANCY NICKEL		Approved >			Sell All *	Shares	483.0000	\$39,944	Market	M	Day

Outsource investment allocation workflows with a few clicks



Model Market Center

Model Market Center

Manager Notifications

Agreements ▾

FinMason

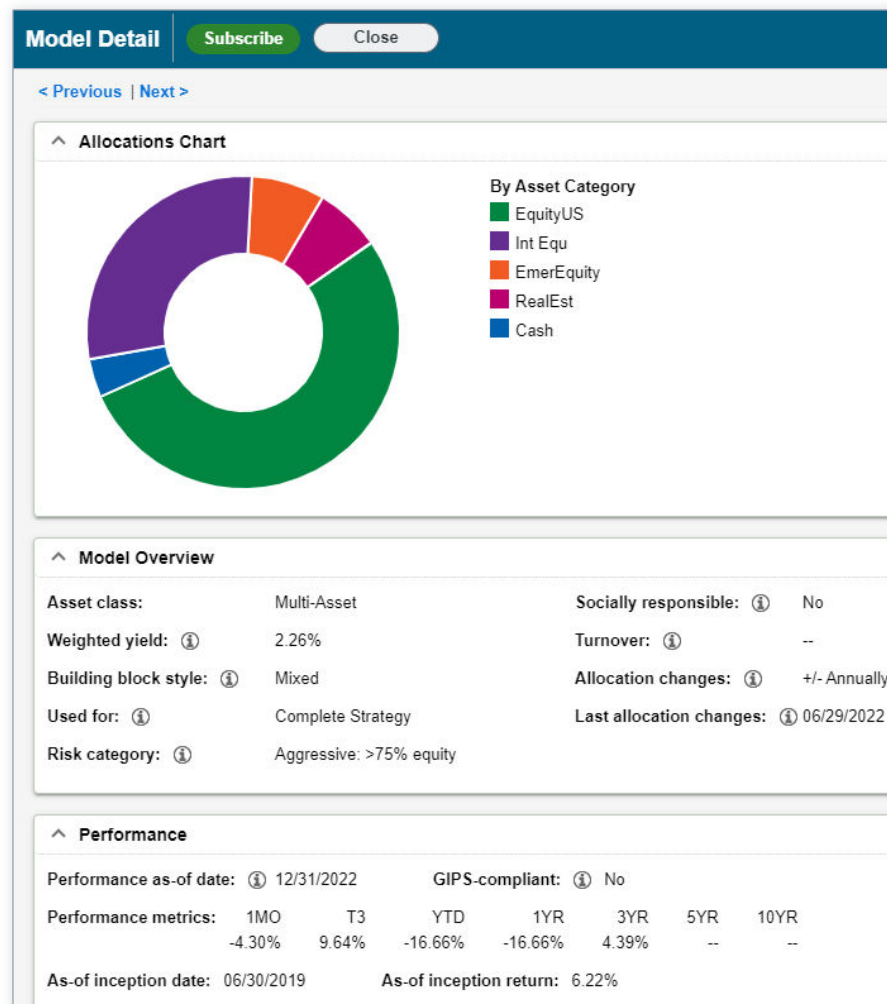
Filters applied: (1) Manager ✕

Model Overview		Overview Details									Performance							
Model Name	Manager	FinM...	Building Block ...	Used for	Tax...	Soci...	Risk Category	Asset Class	Weighte...	1MO	T3	YTD	1YR	3YR	5YR	10YR	As-of Ince...	As-of Inc...
Schwab Model Po...	Charles Sc...	96	Passive	Complete S...	No	No	Aggressive: >75% e...	Multi-Asset	2.13%	(4.23)%	9.48%	(17.71)%	(17.71)%	3.74%	0%	0%	5.62%	06/30/2019
Schwab Model Po...	Charles Sc...	86	Passive	Complete S...	No	No	Aggressive: >75% e...	Multi-Asset	2.19%	(4.01)%	8.78%	(17.24)%	(17.24)%	3.48%	0%	0%	5.27%	06/30/2019
Schwab Model Po...	Charles Sc...	63	Passive	Complete S...	No	No	Growth: 50 - 75% e...	Multi-Asset	2.31%	(3.51)%	7.41%	(16.17)%	(16.17)%	2.86%	0%	0%	4.46%	06/30/2019
Schwab Model Po...	Charles Sc...	54	Passive	Complete S...	No	No	Growth: 50 - 75% e...	Multi-Asset	2.38%	(3.24)%	6.71%	(15.54)%	(15.54)%	2.51%	0%	0%	4.01%	06/30/2019
Schwab Model Po...	Charles Sc...	35	Passive	Complete S...	No	No	Moderate: 25 - 50% ...	Multi-Asset	2.57%	(2.65)%	5.37%	(14.19)%	(14.19)%	1.74%	0%	0%	3.04%	06/30/2019
Schwab Model Po...	Charles Sc...	15	Passive	Complete S...	No	No	Moderate: 25 - 50% ...	Multi-Asset	2.74%	(2.04)%	4.01%	(12.83)%	(12.83)%	0.88%	0%	0%	1.98%	06/30/2019
Schwab Model Po...	Charles Sc...	7	Passive	Complete S...	No	No	Conservative: 10 - 2...	Multi-Asset	2.90%	(1.69)%	3.35%	(12.01)%	(12.01)%	0.32%	0%	0%	1.34%	06/30/2019
Schwab Model Po...	Charles Sc...	96	Mixed	Complete S...	No	No	Aggressive: >75% e...	Multi-Asset	2.26%	(4.30)%	9.64%	(16.66)%	(16.66)%	4.39%	0%	0%	6.22%	06/30/2019
Schwab Model Po...	Charles Sc...	89	Mixed	Complete S...	No	No	Aggressive: >75% e...	Multi-Asset	2.29%	(4.07)%	8.92%	(16.29)%	(16.29)%	4.10%	0%	0%	5.83%	06/30/2019
Schwab Model Po...	Charles Sc...	65	Mixed	Complete S...	No	No	Growth: 50 - 75% e...	Multi-Asset	2.38%	(3.57)%	7.50%	(15.41)%	(15.41)%	3.38%	0%	0%	4.93%	06/30/2019
Schwab Model Po...	Charles Sc...	55	Mixed	Complete S...	No	No	Growth: 50 - 75% e...	Multi-Asset	2.41%	(3.32)%	6.76%	(14.94)%	(14.94)%	2.98%	0%	0%	4.43%	06/30/2019
Schwab Model Po...	Charles Sc...	36	Mixed	Complete S...	No	No	Moderate: 25 - 50% ...	Multi-Asset	2.60%	(2.73)%	5.40%	(13.80)%	(13.80)%	2.05%	0%	0%	3.32%	06/30/2019
Schwab Model Po...	Charles Sc...	17	Mixed	Complete S...	No	No	Moderate: 25 - 50% ...	Multi-Asset	2.80%	(2.09)%	4.05%	(12.58)%	(12.58)%	1.09%	0%	0%	2.18%	06/30/2019
Schwab Model Po...	Charles Sc...	8	Mixed	Complete S...	No	No	Conservative: 10 - 2...	Multi-Asset	2.98%	(1.73)%	3.43%	(11.78)%	(11.78)%	0.49%	0%	0%	1.49%	06/30/2019

COLUMNS

Easily conduct research and client portfolio construction with less added cost

- Preview underlying holdings
- Access to provider and performance data
- 1-click subscription and ready for use



Retain advisor-built strategies and augment with third-party sleeves

charles SCHWAB Advisor Services iRebal® Home Reports Clients Models Rebalancing

Edit a Blended Model Rebalance Save Close

Model Name	Description	CustCat	Target %
Fixed Income Model			
SCHZ	Schwab US AGGREGATE B...	ITCoreBnd	
EQUITY			
SCHX	Schwab ETFs	LgBlend	

Total Component Model Allocations:

Get FinMason FinScore: ⓘ

Security Allocations

Securities					Rebalance
Symbol	Description	Type	CustCat	Weighted T...	Use Def...
SCHX	Schwab ETFs	EQUITY	LgBlend	80.00	<input checked="" type="checkbox"/>
SCHZ	Schwab US AGGREGA...	EQUITY	ITCoreBnd	20.00	<input checked="" type="checkbox"/>



charles SCHWAB Advisor Services iRebal® Home Reports

Portfolios Rebalance Create Import Actions Analyze with FinMason

Name	Status	Value	Segments	Model
Client Portfolio 1		\$337,602	Monthly	Schwab Model F
Client Portfolio 2		\$334,390	Monthly	Schwab Model F
Client Portfolio 3		\$5,152	Monthly	Schwab Model F
Client Portfolio 4		\$5,096	Monthly	Schwab Model F
Client Portfolio 5		\$3,685	Monthly	Schwab Model F
Client Portfolio 6		\$2,827	RMD	Schwab Model F
Client Portfolio 7		\$2,626	RMD	Schwab Model F
Client Portfolio 8		\$265	RMD	Schwab Model F
Client Portfolio 9		\$250	RMD	Schwab Model F



iRebal and Model Market Center: Tandem implementation

- Rebalance across all model exposures in a few clicks
- Aggregate and detailed client outputs
- Speed to market with finesse

The screenshot displays the 'Models' management interface. At the top, there are buttons for 'Rebalance', 'Create', 'Import', 'Actions', and 'FinMason'. Below these, a filter is applied for 'Name'. A table lists model entries with columns for Name, Description, Type, Status, Security, Allocation, and Manager. One entry is selected: 'Schwab Model Portfolios ...' with a description of 'Schwab...', type 'Security', and manager 'Charles Schwab Investmen...'. A modal dialog titled 'Create a Rebalance' is open, indicating that all models will be rebalanced. The 'Rebalance Type' is set to 'Fully rebalance securities & cash'. The dialog includes 'Cancel' and 'Edit Parameters' buttons.

Name	Descri...	Type	Status	Securit...	Allocati...	Manager
Schwab						
Schwab Model Portfolios ...	Schwab...	Security		13	06/29/2...	Charles Schwab Investmen...

Create a Rebalance

All Models will be rebalanced

Rebalance Type: Fully rebalance securities & cash

Cancel Edit Parameters

iRebal Automation

Automated
workflows and order
submission






iRebal Automation



Automate
manual steps
in the investment
workflow



Stay informed
and in control
with alerts and
automation reports



Streamline
tasks for accounts with
less complex needs



Increase your
ability to scale
while maintaining
flexibility and control

Settings

You control which portfolios are automated and when orders are submitted.

Use the **Enable** toggle to turn automation on or off in your iRebal environment.

Order time (EST) specifies the time at which orders on the automated trade blotter will be submitted.

The **User ID** selected will be associated with any automated orders submitted.

If you use Model Market Center™ models you can choose to **Allow** or **Do not allow** them to be used in automation.



Note

Automation can be enabled by your firm's FSA.

Settings

Securities Accounts Portfolios Models Rebalancing Trading **Automated Rebalancing**

Automated Rebalancing [Save](#)

Allows portfolios to be enabled for automated rebalancing and trading. Configure individual portfolios from the Portfolio page.

Enable

Automated Rebalance Orders

Active Paused

Pending orders on the blotter will be cancelled. Rebalancing paused after the selected order is submitted.

Order time (EST)

2:00 PM

Starting at this time, automated rebalances will be validated and submitted from the order blotter. Note: On days when the market closes at 1 PM EST, all automated trades will be submitted at 1 PM EST.

Select a user ID and a master account for automated rebalancing.

User ID Nancy Nickel **Master Account Number** 0801-XXXX

Select a user ID with access to accounts targeted for automated rebalancing. Select a master account to submit block orders.

Model Market Center Automation Settings

Portfolios assigned to a Model Market Center model, including blended models, can automate rebalancing.

Allow Do not allow

⚠ Any changes to Model Market Center models will be implemented in your next scheduled automated rebalance.

[How do Model Market Center models impact Automated Rebalancing?](#)

Select **Active** to have orders from automated rebalances automatically submitted. When **Paused** is selected, orders will not be submitted.

A **Master Account Number** must be selected for block orders to be submitted.

Setting up portfolios

- Rebalances run per the schedule you define for the portfolios you enable.
- Orders are calculated at the start of the day and can be reviewed/cancelled up to the submission time.
- At submission time, processes begin that will validate, block, and submit orders that pass validations.
- Automatic Cash Hold for Distributions is an independent feature that compliments automation.

The screenshot displays the 'iRebal' interface for configuring automated rebalancing. The top navigation bar includes 'Home', 'Reports', 'Clients', 'Models', 'Rebalancing', 'Order Blotter', and 'Help'. The main area is titled 'Edit Multiple Portfolios' and contains a table of portfolios and a configuration panel.

Name	Model
<input checked="" type="checkbox"/> Nancy Nickel	NN Model
<input checked="" type="checkbox"/> Billy Bonds	BB Model
<input checked="" type="checkbox"/> Dora Dollar	DD Model
<input checked="" type="checkbox"/> Harry Halfdollar	HH Model

Automated Rebalancing Configuration:

- Enable:** Enabled on: 02/13/2025 Enabled by: Bill Bucks
- Rebalance Type:** Invest cash only
- Schedule:** Repeats: Daily Weekly Monthly. Every: 1 Day(s)
- Duration:** Starts: 2/14/2025. Ends: Never, After [] occurrences, On []

Automated Rebalance History [Show](#) / [Hide](#)

Monitoring tools

You stay in control and informed with alerts and reporting for your automated portfolios.

Alerts in Schwab Advisor Center® will indicate rebalances or trades needing your attention.

The **Automation** widget and report in iRebal provide details regarding the status of automated rebalances and orders.

AUTOMATED REBALANCES

585 Portfolios | 6,634 Orders

- 23 Rebalance errors [Review >](#)
- 372 Rebalanced portfolios with orders [Review >](#)
- 190 Rebalanced portfolios with orders [Review >](#)

03/04/2025 10:50 AM ET [Refresh](#)

Automation

Settings

Frequency of Email Messages

- Immediate
- Daily

Expand the Alert Types below to view and set your Alerts.

Alerts Types	Website	Email
Rebalances Available for Review	<input checked="" type="checkbox"/>	<input checked="" type="checkbox"/>
Rebalancing Error	<input checked="" type="checkbox"/>	<input checked="" type="checkbox"/>
Trade Submission Error	<input checked="" type="checkbox"/>	<input checked="" type="checkbox"/>

Best practices

1

Fastball
and curveball
clients

2

Models

3

Establish
trading
windows

4

Client portfolio
change
protocols

**Interested
in using
iRebal?**




**Fill out the survey
using the link below.**

advisorservices.schwab.com/iRebal/survey



Questions?



Thank
you.



Disclosures

This material is for institutional investor use only. This material may not be forwarded or made available, in part or in whole, to any party that is not an institutional investor.

This presentation, including content shared by participants, may be recorded. By participating in this session, you automatically consent to such recording and the subsequent rebroadcast of any recording.

Market volatility, trading volumes, system performance, and other factors may delay system access and trade executions.

iRebal® is a technology offering of Schwab. Rebalancing does not protect against losses or guarantee that an investor's goals will be met. Market volatility, volume and system availability may delay account access and trade executions.

iRebal offers a flexible tax harvesting feature for taxable accounts that allows you to set various loss thresholds, total loss targets for portfolios, and choose a replacement security for each harvested security. Once the thresholds have been set, iRebal identifies eligible losses in selected accounts, and shows you the securities that fit the criteria that you have defined. Schwab does not represent that any particular tax consequences will be obtained. Tax-loss harvesting involves certain risks including unintended tax implications. In particular, certain tax-loss harvesting may be subject to the wash sale rules if the account holder owns substantially identical stocks or securities in accounts not included in iRebal. Notwithstanding the wash sale rules, certain losses may be deferred by other provisions of the Internal Revenue Code of 1986, as amended.

Options carry a high level of risk and are not suitable for all investors. Certain requirements must be met to trade options through Schwab. Please read the options disclosure document titled "Characteristics and Risks of Standardized Options." Supporting documentation for any claims or statistical information is available upon request.

Covered calls provide downside protection only to the extent of premiums received, and prevent any profitability above the strike price of the call.

Model Market Center™ (MMC) is a web-based offering available to independent investment advisors that custody assets at Charles Schwab & Co., Inc. (Schwab) and use the iRebal® platform available on Schwab Advisor Center for account rebalancing and trading. Schwab is a registered investment adviser and a subsidiary of The Charles Schwab Corporation. Please refer to Schwab's [disclosure brochure](#) for important information and disclosures relating to MMC.

Material made available through MMC is provided by affiliated and unaffiliated model managers (Model Managers) and information providers. Schwab has not paid for or been involved in the preparation of the content, and has not verified, endorsed, or approved the content. Schwab assumes no responsibility for any fact, recommendation, opinion, or advice contained in any such model portfolio or materials and expressly disclaims any responsibility for any investment decisions or for the suitability of any security or transaction based on it. Any mention of specific Model Managers and/or models should not be considered a recommendation or endorsement from Schwab. Schwab reviews Model Managers for eligibility criteria and conducts operational due diligence on the unaffiliated model managers but does not approve or review the models that Model Managers seek to include on MMC. Schwab does not conduct any investment due diligence of models or review or verify the accuracy or adequacy of information regarding Model Managers' MMC models. Users of MMC are responsible for selecting MMC models and implementing investments that meet their advisory clients' investment needs through their own, independent research and due diligence.

Schwab and Informa Business Intelligence, Inc. are separate, unaffiliated companies. Schwab and Informa Business Intelligence, Inc. are not responsible for each other's opinions, policies, and services. Certain model attributes are sourced from Informa PSN. The PSN Data Set is supplied by Zephyr, a Division of Informa Business Intelligence, Inc. The PSN Data Set may not be copied or distributed. It is not warranted to be accurate, complete, or timely.

Schwab typically receives remuneration from ETFs and mutual funds and/or their managers that participate in MMC for administrative and/or other services.

MMC leverages iRebal® to provide independent RIAs access to model portfolios provided by Model Managers. Information provided does not constitute legal, tax, accounting, regulatory or investment advice. Schwab recommends that advisors seek the advice of qualified professionals in these fields regarding their personal circumstances and those of their clients.

Schwab Advisor Services™ serves independent investment advisors and includes the custody, trading, and support services of Charles Schwab & Co., Inc. ("Schwab"). Independent investment advisors are not owned by, affiliated with, or supervised by Schwab.

©2025 Charles Schwab & Co., Inc. All rights reserved. Member SIPC. TWI (0425-KTRT).

©2025 Charles Schwab & Co., Inc. ("Schwab"). All rights reserved. Member SIPC.