



Schwab Advisor Portfolio Connect

A no-cost approach to powerful portfolio management

Michael Pate

Director / Digital Advisor Solutions
Charles Schwab

Mary Lago
Ferguson Wellman
Independent since 2015

Agenda

Core features and
functionality



How to evaluate if
Portfolio Connect is
right for your firm



How to get started

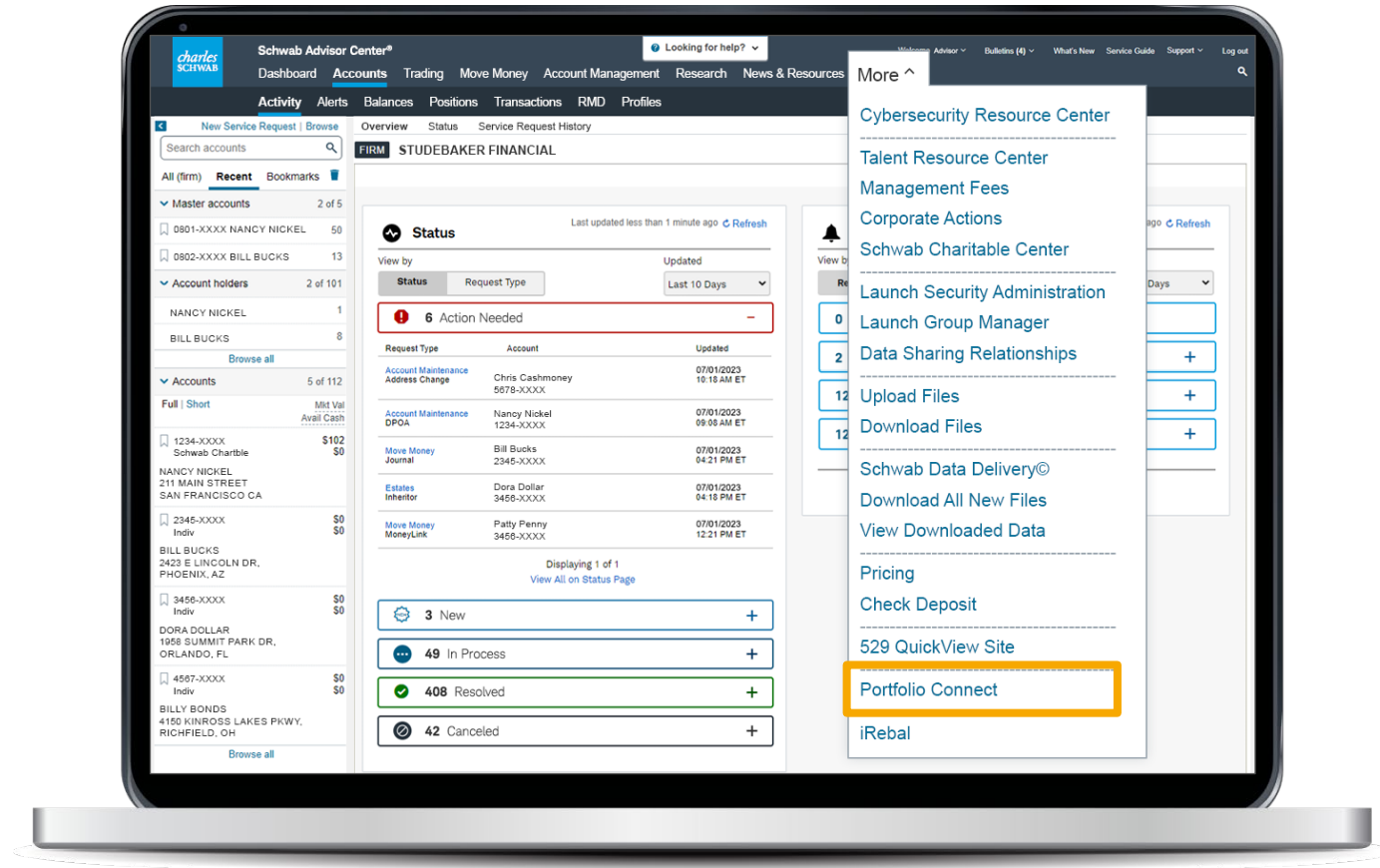


The future of
Portfolio Connect



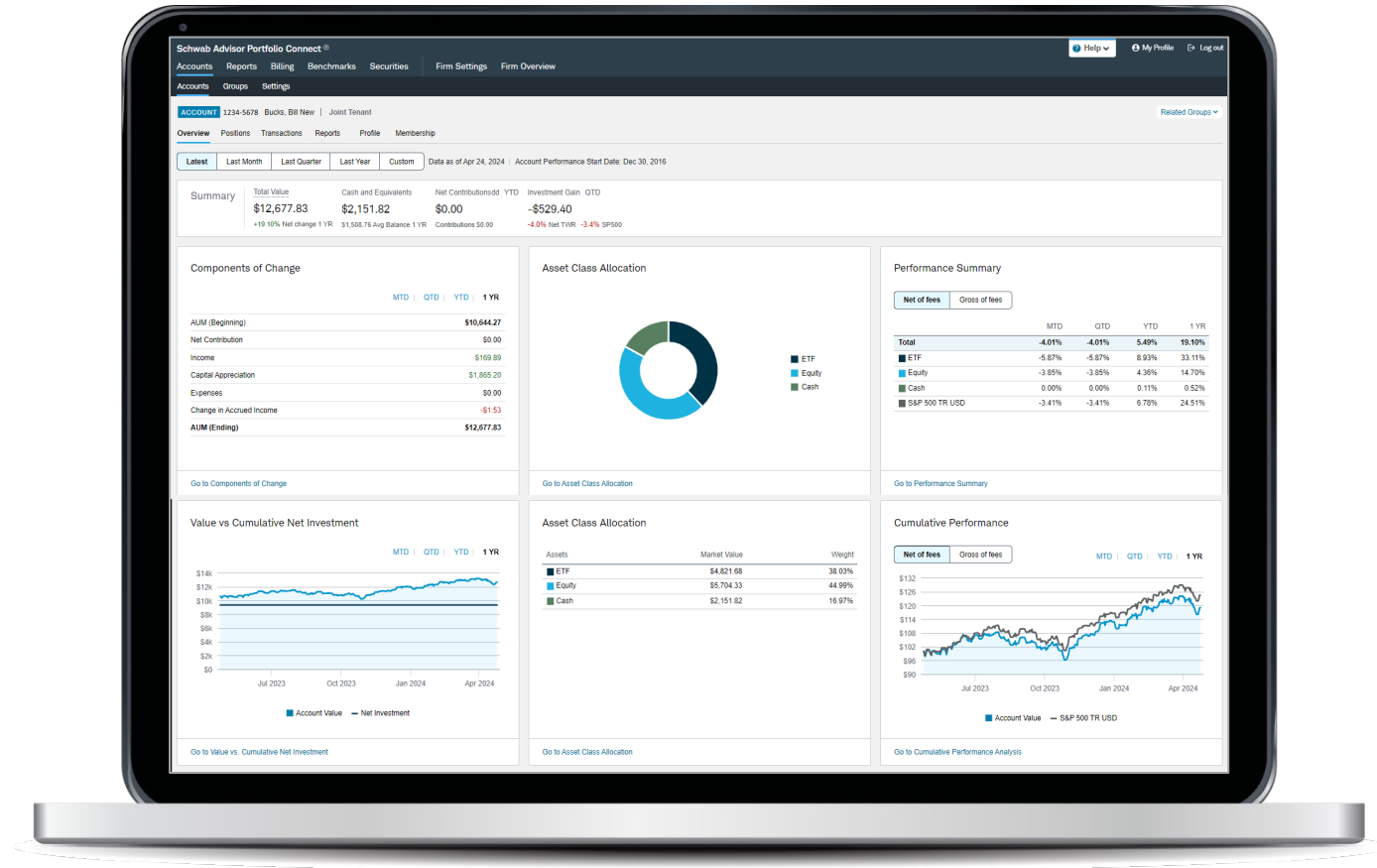
Accessing Portfolio Connect

- Once your firm has access, log in from the More menu on Schwab Advisor Center
- Data directly from Schwab eliminates download and reconciliation
- Schwab Advisor Center account permissions apply to Portfolio Connect



Powerful interactive client dashboards

- Available for accounts and account groups
- Interactive insights at-a-glance
- Time-weighted returns at the account or asset class level
- Basic benchmarking
- Customizable asset classes
- Flexible time frames



Detailed performance summary

Performance analysis drills down to sub-period returns

Schwab Advisor Portfolio Connect®

Help

My Profile

Log out

Accounts

Reports

Billing

Benchmarks

Securities

Firm Settings

Firm Overview

Accounts

Groups

Settings

ACCOUNT

1234-5678

Bucks, Bill New

Joint Tenant

Performance Summary

(as of 04/24/2024)

Time-Weighted Return (TWR)

Net of fees

Gross of fees

	Start Date	MTD	YTD	1 YR	3 YR
Total		-4.01%	5.49%	19.10%	5.00%
ETF	01/20/2021	-5.87%	8.93%	33.11%	9.44%
Equity	09/20/2017	-3.85%	4.36%	14.70%	3.32%
Cash	10/21/2019	0.00%	0.11%	0.52%	-0.81%
S&P 500 TR USD		-3.41%	6.78%	24.51%	8.33%

Performance Summary

(01/01/2024 - 04/24/2024) Daily Returns: ETF

Time-Weighted Return (TWR) Methodology

Export

Period	Net Return	Cumulative Net	Gross Return	Cumulative Gross
Total (Actual)	8.93%		8.93%	
04/24/2024	0.03%	8.93%	0.03%	8.93%
04/23/2024	1.70%	8.90%	1.70%	8.90%
04/22/2024	1.44%	7.08%	1.44%	7.08%
04/21/2024	0.00%	5.56%	0.00%	5.56%
04/20/2024	0.00%	5.56%	0.00%	5.56%
04/19/2024	-2.15%	5.56%	-2.15%	5.56%
04/18/2024	-1.01%	7.88%	-1.01%	7.88%
04/17/2024	-1.79%	8.98%	-1.79%	8.98%
04/16/2024	0.37%	10.96%	0.37%	10.96%
04/15/2024	-1.26%	10.55%	-1.26%	10.55%
04/14/2024	0.00%	11.96%	0.00%	11.96%
04/13/2024	0.00%	11.96%	0.00%	11.96%
04/12/2024	-2.16%	11.96%	-2.16%	11.96%
04/11/2024	1.23%	14.44%	1.23%	14.44%
04/10/2024	-1.09%	13.05%	-1.09%	13.05%
04/09/2024	0.42%	14.30%	0.42%	14.30%
04/08/2024	0.15%	13.81%	0.15%	13.81%
04/07/2024	0.00%	13.64%	0.00%	13.64%
04/06/2024	0.00%	13.64%	0.00%	13.64%
04/05/2024	0.99%	13.64%	0.99%	13.64%
04/04/2024	-2.06%	12.52%	-2.06%	12.52%
04/03/2024	0.07%	14.89%	0.07%	14.89%

Performance analysis drills down to sub-period returns

Seamless quarterly or monthly billing

- Flexible, workflow-based billing
- Track billing process from projected amount through payment
- Generate invoices at the account or aggregate account group level
- Fee schedule options include:
 - Advance or arrears
 - Flat rate or tiered
 - Manual adjustments
 - Proration of cash flows
 - Exclusion of cash and positions
 - Mid-period billing for new or closed accounts

Schwab Advisor Portfolio Connect®

Accounts Reports **Billing** Benchmarks Securities Firm Settings Firm Overview

Billing Overview Fee Schedules Try new Billing Overview

Master Accounts Period End Date May 31, 2024 View Fees By All Groups Single Accounts Lock All Projected Fees Transmit All Locked Fees

Unassigned 1 Projected 2 Locked 8

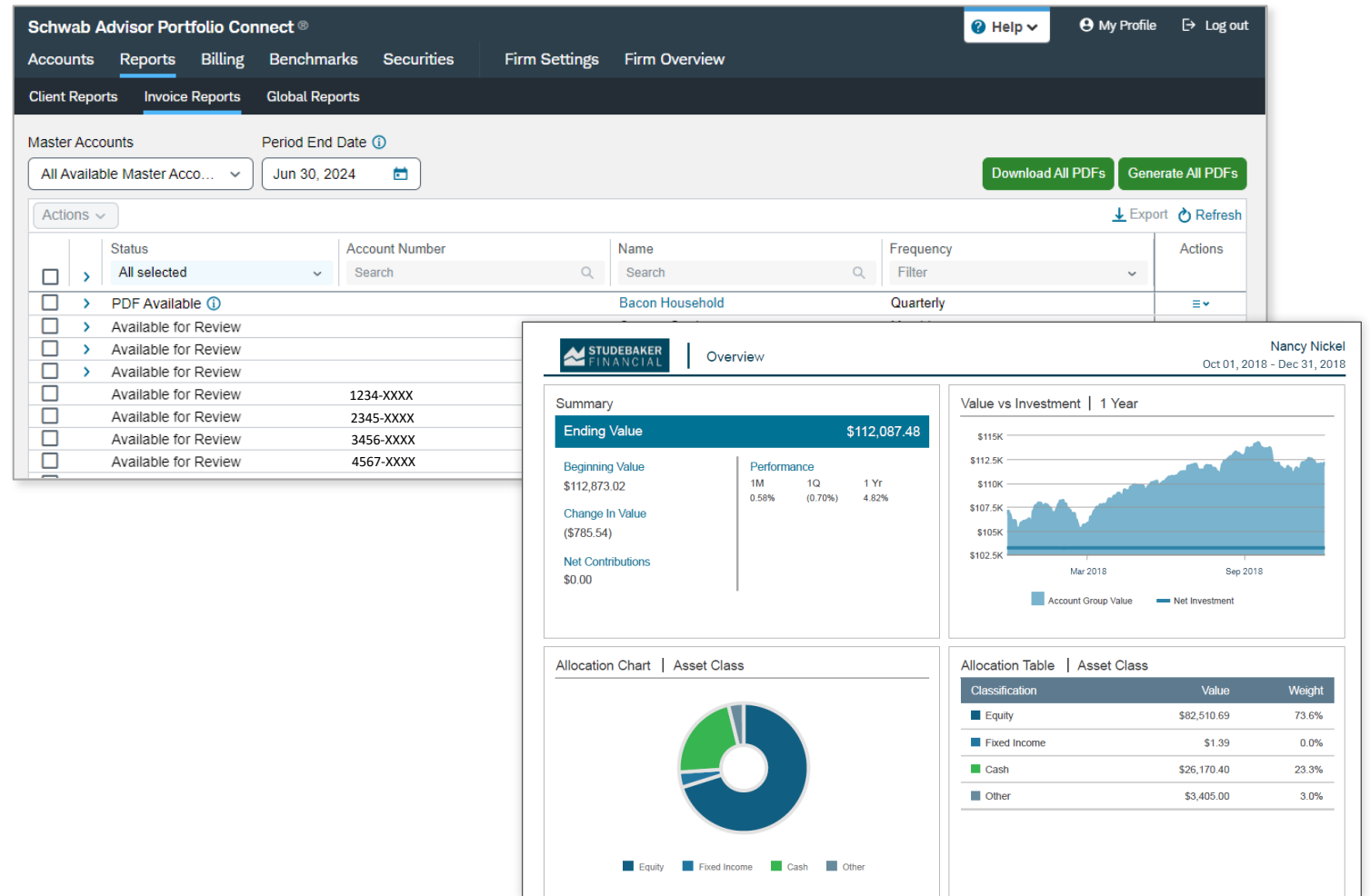
Totals (filtered) Total Fees 10 Total Fee Amount \$838.32 Unpaid Amount \$838.32 Insufficient Cash \$0.00 [View](#)

Actions Filters applied: 1 [Clear all](#) ☒ Display Unassigned Accounts [Export](#) [Refresh](#)

	Status	Account Nu...	Name	Payment Method	Frequency	Cash Available	Fee A...	Unpaid...	Actions
	6 applied								
	Unassigned		Issac, Abraham						
	Locked	1234-XXXX	Bill Bucks	Automatic	Monthly	\$37,941.09	\$182.18	\$182.18	
	Locked	2345-XXXX	Dave Dollar	Manual	Monthly	-\$363.69	\$19.09	\$19.09	
	Projected	3456-XXXX	Nancy Nickel	Automatic	Monthly	\$48,141.31	\$292.30	\$292.30	
	Projected	4567-XXXX	Patty Penny	Automatic	Monthly	\$48,744.64	\$4...	\$41.21	
	Locked	1234-XXXX	Bill Bucks	Automatic	Monthly	\$48,543.45	\$41.05	\$41.05	
	Locked	2345-XXXX	Dave Dollar	Automatic	Monthly	\$48,141.32	\$86.00	\$86.00	
	Locked	3456-XXXX	Nancy Nickel	Automatic	Monthly	\$48,040.00	\$40.92	\$40.92	
	Locked	4567-XXXX	Nancy Nickel	Automatic	Monthly	\$48,407.87	\$82.44	\$82.44	
	Locked	1234-XXXX	Patty Penny	Automatic	Monthly	\$37,941.09	\$182.18	\$182.18	
	Locked	2345-XXXX	Bill Bucks	Manual	Monthly	-\$363.69	\$19.09	\$19.09	
	Projected	3456-XXXX	Dave Dollar	Automatic	Monthly	\$48,141.31	\$292.30	\$292.30	
	Projected	4567-XXXX	Nancy Nickel	Automatic	Monthly	\$48,744.64	\$4...	\$41.21	
	Locked	1234-XXXX	Patty Penny	Automatic	Monthly	\$48,543.45	\$41.05	\$41.05	
	Locked	2345-XXXX	Bill Bucks	Automatic	Monthly	\$48,141.32	\$86.00	\$86.00	
	Locked	3456-XXXX	Dave Dollar	Automatic	Monthly	\$48,040.00	\$40.92	\$40.92	
	Locked	4567-XXXX	Nancy Nickel	Automatic	Monthly	\$48,407.87	\$82.44	\$82.44	

Simplified quarterly reporting

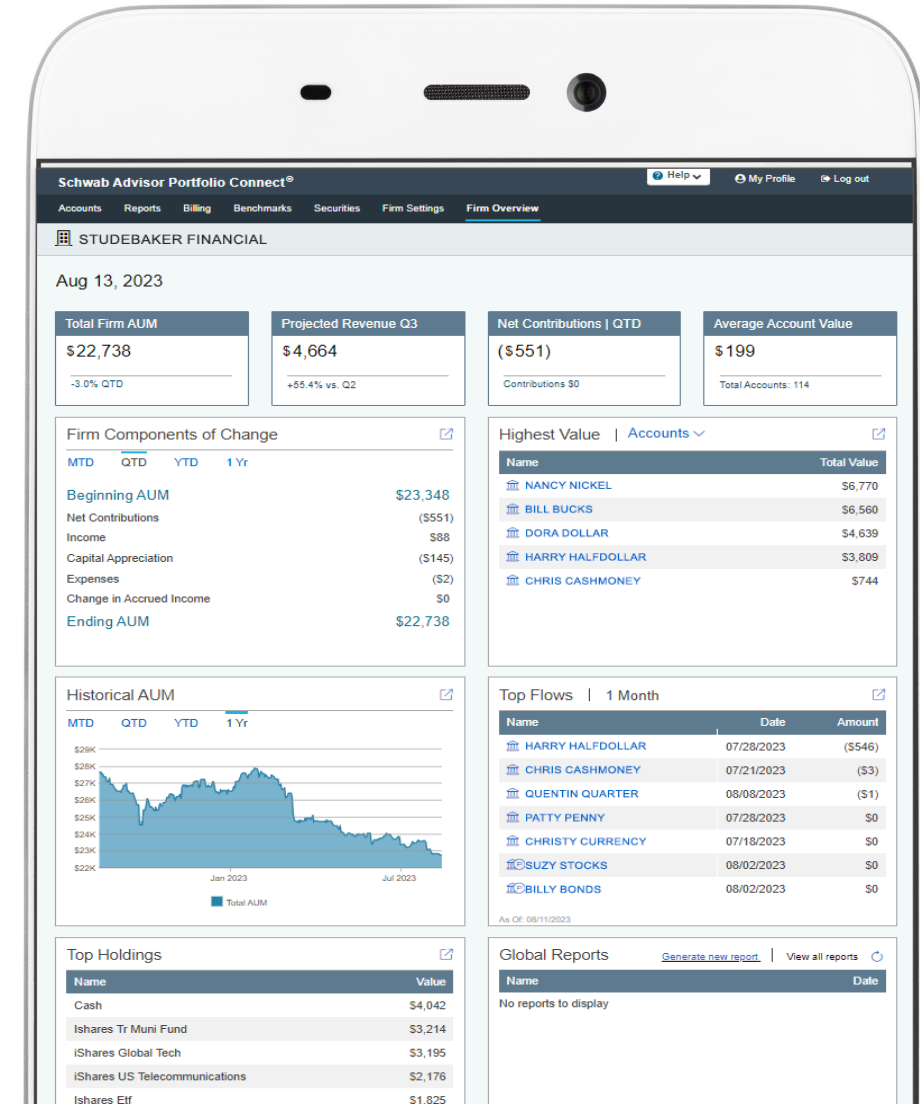
- Workflow-based approach
- Quarterly client reporting from web-based review to PDF generation
- Reports at the account or aggregate account group level
- Modern, advisor-branded layout
- Interactive drill-downs during review



Firm analytics at your fingertips

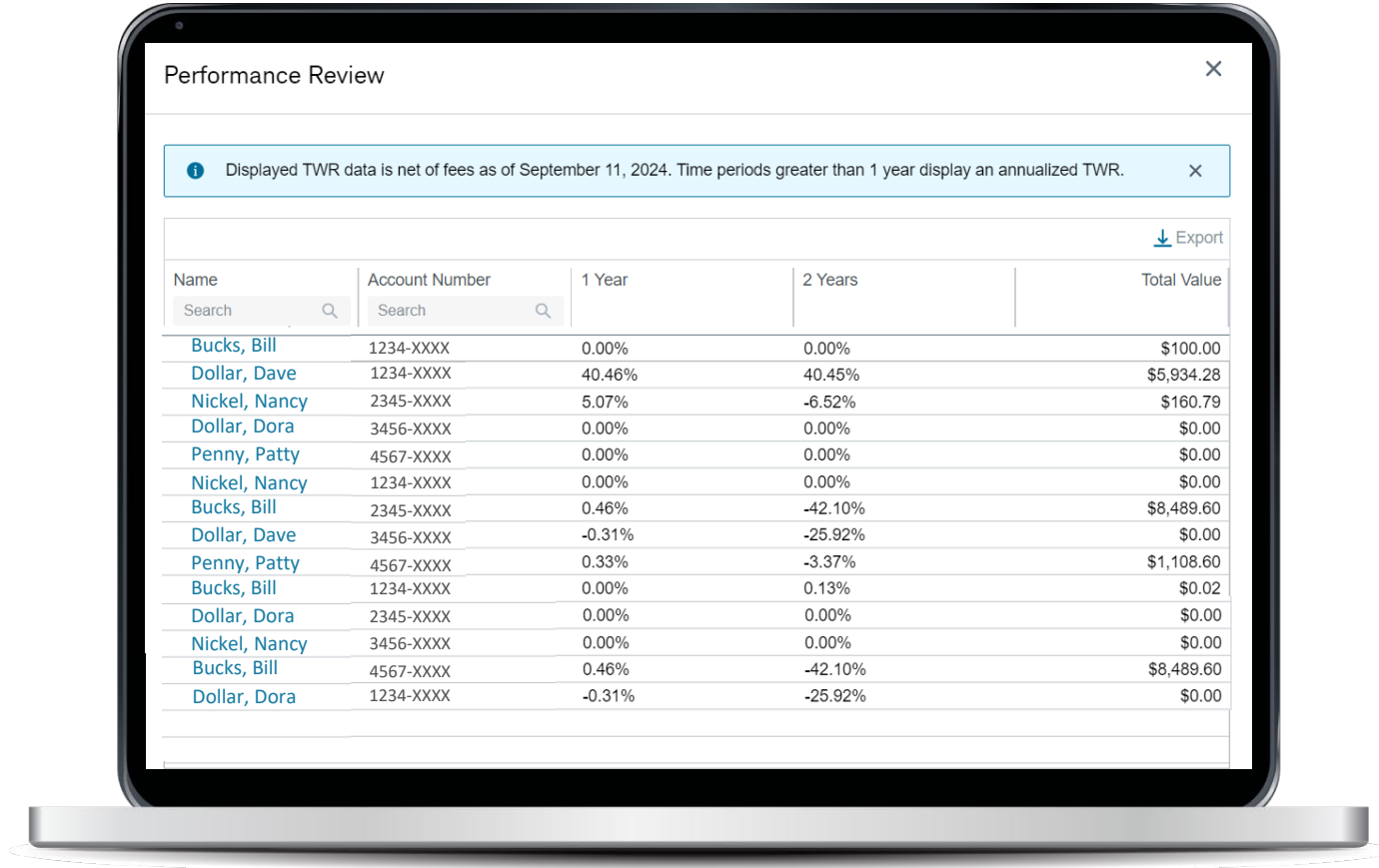
Interactive dashboards at the firm level deliver business insights, including:

- AUM breakdown
- Projected income
- Components of Change
- Highest-value accounts
- Top Flows
- Top Holdings/Security Cross Reference
- Global Reports



Global reporting

- Portfolio Connect offers to Global Reports:
 - Transactions
 - Performance Review
- View or export historical transactions for all accounts
- View the performance of all your accounts on a single page or export



Performance Review

Displayed TWR data is net of fees as of September 11, 2024. Time periods greater than 1 year display an annualized TWR.

Export

Name	Account Number	1 Year	2 Years	Total Value
Bucks, Bill	1234-XXXX	0.00%	0.00%	\$100.00
Dollar, Dave	1234-XXXX	40.46%	40.45%	\$5,934.28
Nickel, Nancy	2345-XXXX	5.07%	-6.52%	\$160.79
Dollar, Dora	3456-XXXX	0.00%	0.00%	\$0.00
Penny, Patty	4567-XXXX	0.00%	0.00%	\$0.00
Nickel, Nancy	1234-XXXX	0.00%	0.00%	\$0.00
Bucks, Bill	2345-XXXX	0.46%	-42.10%	\$8,489.60
Dollar, Dave	3456-XXXX	-0.31%	-25.92%	\$0.00
Penny, Patty	4567-XXXX	0.33%	-3.37%	\$1,108.60
Bucks, Bill	1234-XXXX	0.00%	0.13%	\$0.02
Dollar, Dora	2345-XXXX	0.00%	0.00%	\$0.00
Nickel, Nancy	3456-XXXX	0.00%	0.00%	\$0.00
Bucks, Bill	4567-XXXX	0.46%	-42.10%	\$8,489.60
Dollar, Dora	1234-XXXX	-0.31%	-25.92%	\$0.00

Considering Portfolio Connect?

Keep the following in mind as you think through adopting this platform:

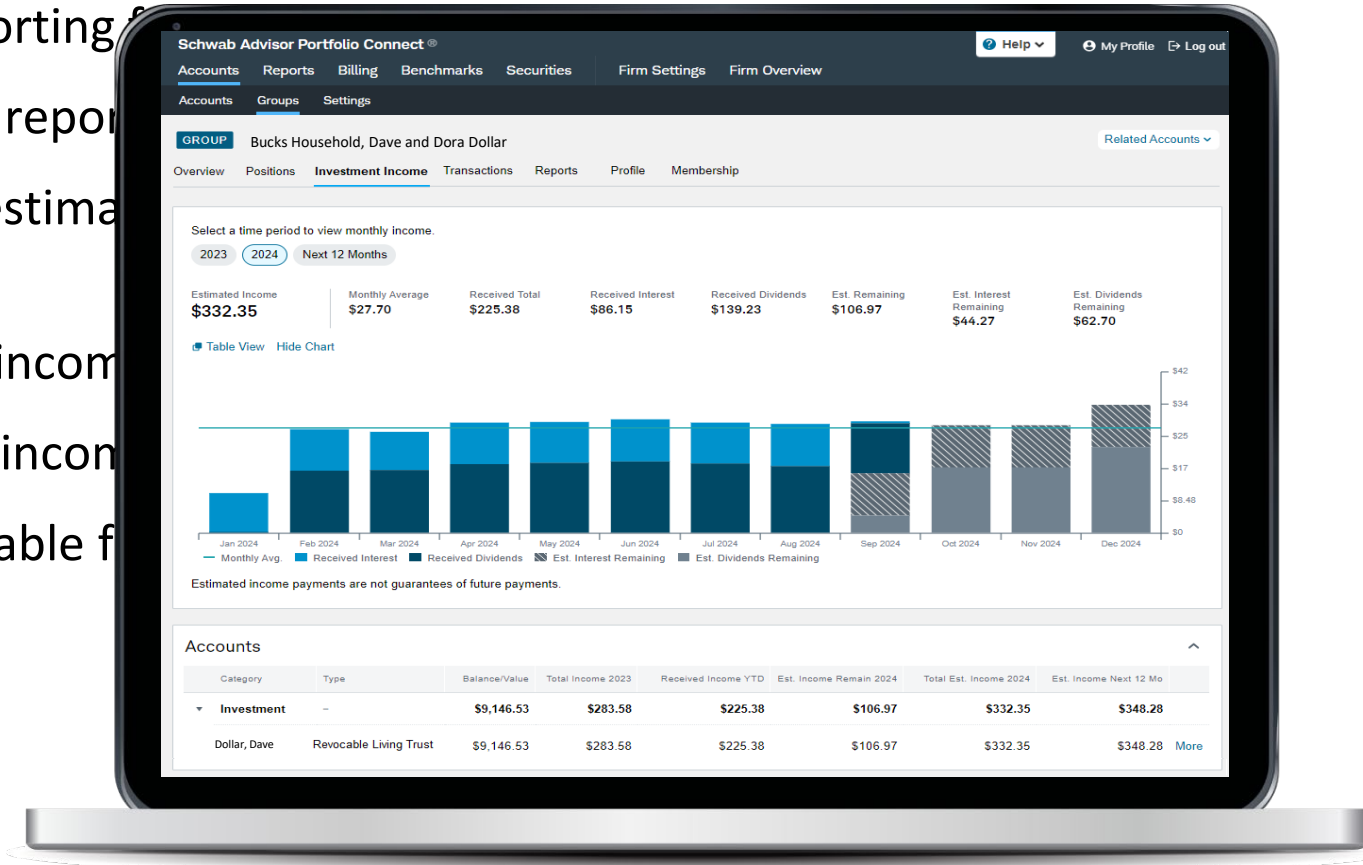
- Schwab Advisor Portfolio Connect data is available for Schwab accounts only, as of December 31, 2016
- For firms joining from TD Ameritrade, Portfolio Connect data began on September 5, 2023
- Portfolio Connect supports billing on a monthly or quarterly basis using period end, which includes accrued income; average daily value billing functionality is not available
- Portfolio Connect does not have custom fields and has limited bulk data management tools.
- Many data grids are exportable, but currently no turnkey third-party integration capabilities exist.
- Portfolio Connect statement reporting offers limited customization




The future of Portfolio Connect

Project Income Reporting

- Projected Income reports
- Gain insight into estimated interest income
- Average monthly income
- Estimated annual income
- Will become available for reports



Interested in Schwab Advisor Portfolio Connect?

A stylized illustration of a hand holding a smartphone. The phone's screen displays a square QR code. The hand is rendered in a light beige color with simple outlines for the fingers. The background is a dark blue gradient with soft, out-of-focus bokeh lights in shades of orange and yellow.

**Visit us in the
Schwab Center or
scan the code to
complete the interest
survey.**



Questions?

Important information

Screenshots and graphics are for illustrative purposes only.

This material is for institutional investor use only. This material may not be forwarded or made available, in part or in whole, to any party that is not an institutional investor.

Schwab Advisor Portfolio Connect™ is a product of Schwab Performance Technologies® ("SPT"). Schwab Advisor Services™ includes the custody, trading, and support services of Charles Schwab & Co., Inc. ("CS&Co"), a registered broker-dealer and member SIPC. SPT provides technology solutions to independent investment advisors, while CS&Co provides them and their clients with custody, trading, and related support services. SPT and CS&Co are separate companies affiliated as subsidiaries of The Charles Schwab Corporation, but their products and services are independent from each other. SPT's intelligent integration solutions integrate data about accounts custodied at CS&Co.

Schwab Advisor Services™ serves independent investment advisors and includes the custody, trading, and support services of Charles Schwab & Co., Inc. ("Schwab").

©2024 Charles Schwab & Co., Inc. ("Schwab"). All rights reserved. Member SIPC. (1124-YWEL) 11/24